



East Rising

Presented by

Shaun C. Nelms Ed.D, East EPO - Superintendent

Lorna Washington, Special Assistant to the EPO Superintendent

Background

- ***Why is East Considered a Persistently Struggling School?***
 - East High School is an “Out of Time” school
 - Among the lowest achieving public schools in the state for ten consecutive school years
 - A “Priority School” for each year from the 2012-13 school year to the current school year

The Dilemma

- NYSED gave the district 5 choices for East for the 2014-15 school year
 - Close
 - Become a charter school
 - Operate under SUNY
 - Phase out
 - Operate under an Educational Partnership Organization (EPO)

What's Different?

Under an EPO- we have the ability to:

- Review and make changes to the school budget.
- Create/change school program and curriculum.
- Supersede a decision made by the Board of Education.
- Require all staff to reapply for their positions.
- Implement professional development for staff.
- Expand the school day or year.
- Convert the school to a charter school, pursuant to the law.
- Request changes to the collective bargaining agreement.
- Convert the school to a community school.

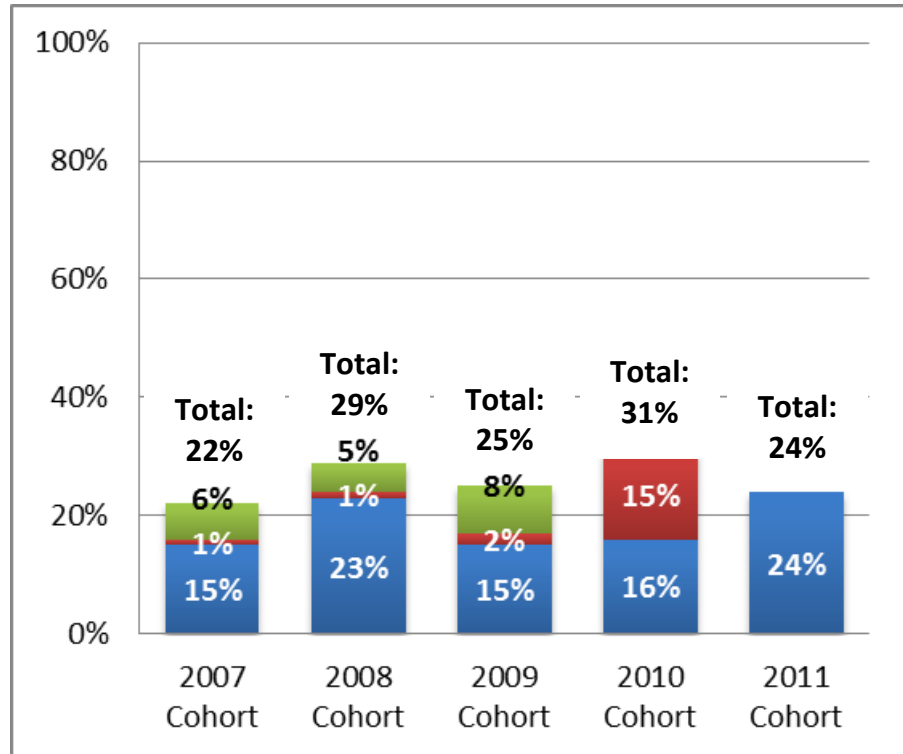
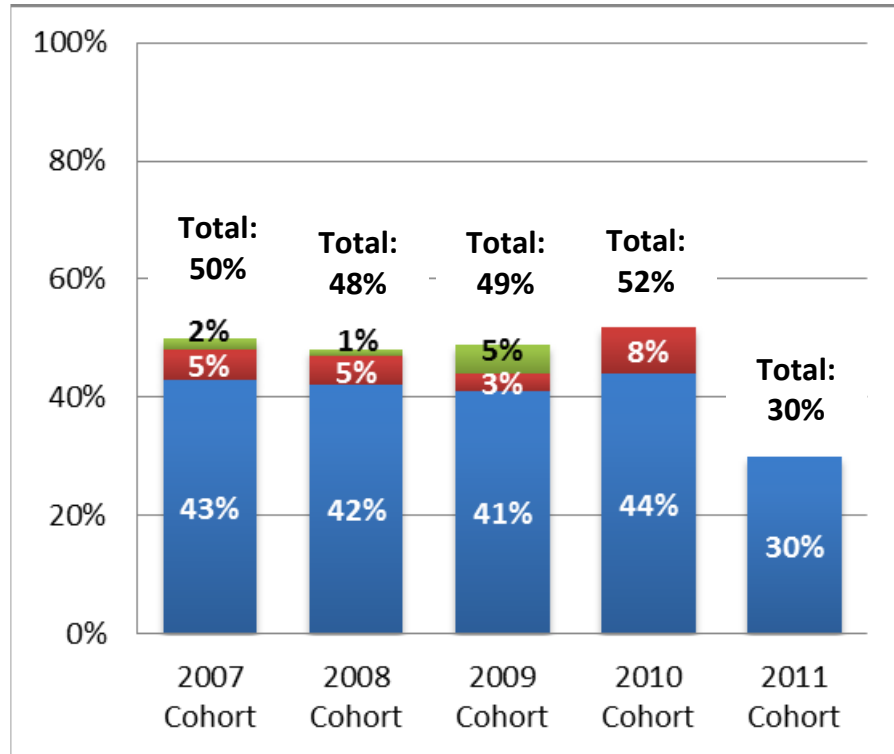
What it WAS like at East



EAST EPO – Cohort Graduation Data

4- 5- and 6-Year Graduation Rates of Most Recent Cohorts Graduating from East High School

Data retrieved from NYSED, L2RPT, RCSD Data Management Department on 8.17.15



SWD - Graduation Data by Program (Past 4 Graduating Cohorts)

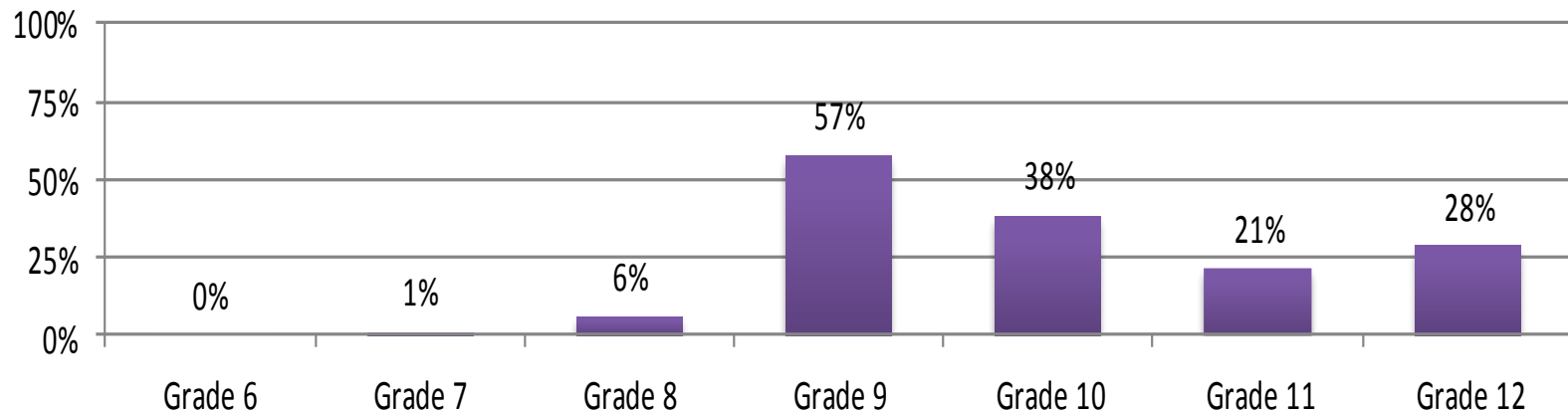
Past 4 Graduating Cohorts		Graduates				Non-Completers	
Total SWD Enrollment: 221	Enrollment	IEP Diploma	Local Diploma	Commencement Credentials	Regents	Dropped Out	Still Enrolled
Self-Contained	85	2.4%	8.2%	16.5%	2.4%	58.8%	11.8%
12.1.4 (NYSAA)	9	22.2%	0.0%	22.2%	0.0%	11.1%	44.4%
ICOT	96	1.0%	33.3%	5.2%	4.2%	47.9%	8.3%
Resource	13	0.0%	15.4%	0.0%	7.7%	53.8%	23.1%
CT	17	0.0%	23.5%	0.0%	5.9%	41.2%	29.4%

*Self-Contained includes 12:1:1, 8:1:1, 8:1:2, 6:1:1

EAST EPO – Retention Data

Retentions of Currently Enrolled Students by Grade Level based on 2014-2015 Year End Results

Data retrieved from SPA 8.11.15



* East did not have Grade 6 in the 2014-2015 school year.

* Grade 7 Retention was at parent request.

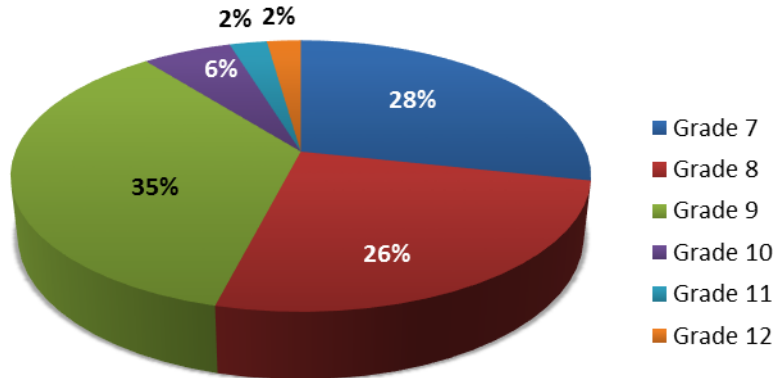
* Retention at the middle school level is Principal's discretion; retention in grades 9-12 is based on credit accumulation.

EAST EPO – Discipline Data

2014-2015 Total Suspensions at East by Grade

Data retrieved from RCSD Data Management Department on 8.17.15

*Grade 6 not represented here because East did not have Grade 6 in the 2014-2015 school year.



Grade	Total Enrollment	Total Suspensions
Grade 6	0	n/a
Grade 7	288	745
Grade 8	291	671
Grade 9	591	928
Grade 10	344	155
Grade 11	216	65
Grade 12	214	59

2014-2015 Suspensions at East Details by Grade

Data retrieved from RCSD Data Management Department on 8.17.15

Grade	never suspended in 14-15		suspended at least once in 14-15		1 Time		2 Times		3 Times		4 Times		5 or More Times	
	(n)	%	(n)	%	(n)	%	(n)	%	(n)	%	(n)	%	(n)	%
Grade 7	162	56%	126	44%	29	10%	19	7%	18	6%	4	1%	56	19%
Grade 8	136	47%	155	53%	41	14%	27	9%	18	6%	19	7%	50	17%
Grade 9	372	63%	219	37%	60	10%	40	7%	19	3%	20	3%	78	13%
Grade 10	276	80%	68	20%	31	9%	17	5%	9	3%	3	1%	8	2%
Grade 11	173	80%	43	20%	30	14%	8	4%	1	0%	4	2%	0	0%
Grade 12	187	87%	27	13%	14	7%	5	2%	4	2%	2	1%	2	1%

What's Our Responsibility?

Success



what people think
it looks like

Success



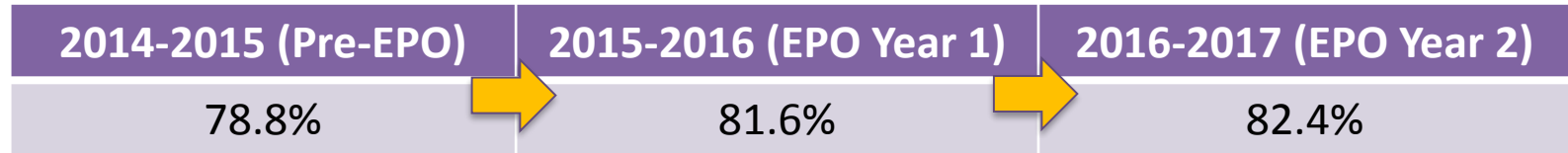
what it really
looks like

What it IS like at East

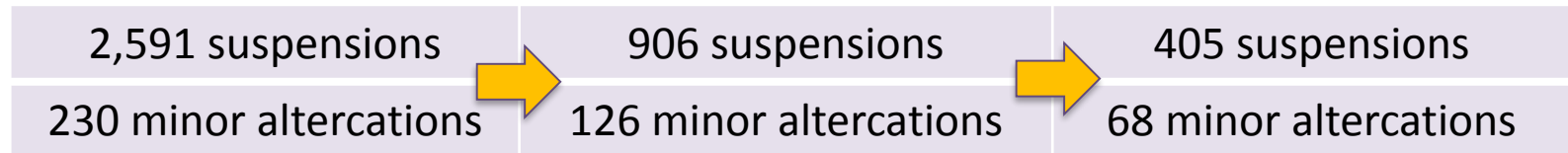


Making Progress at East

- ✓ Increased Average Daily Attendance



- ✓ Reduced Suspensions and Physical Altercations



Changing Climate & Building Culture



East Upper School

- ✓ Increasing 4-Year Graduation Rate

2014-2015 (Pre-EPO)	2015-2016 (EPO Year 1)	2016-2017 (EPO Year 2)
33.3%	40.2%	45.8%

- ✓ Decreasing Total Cohort Dropout Rate

Cohort	2012	2013	2014	2015	2016
Year 1	n/a	3.7%	0.9%	1.2%	1.9%
Year 2	16.6%	6.3%	4.8%	12.9%	
Year 3	23.3%	19.4%	17.8%		
Year 4	41.0%	38.5%			

Graduation Data

(Includes August)

- **Total Cohort $154/336 = 45.8\%$ graduated**



**Scholars who have attended more than 25 days
since EPO has taken over - $154/264 =$**

58.3% graduated

Freshman Academy

- ✓ Improved Freshman Year Regents Pass Rates for Math (Algebra I) and Science (Living Environment)

Content	2014-2015 (Pre-EPO) 2014 Cohort	2015-2016 (EPO Year 1) 2015 Cohort	2016-2017 (EPO Year 2) 2016 Cohort
Math	26.5%	45.2%	44.8%
Science	24.5%	30.0%	24.5%

- ✓ Improved Grade 9 to 10 Promotion

2014-2015 (Pre-EPO)	2015-2016 (EPO Year 1)	2016-2017 (EPO Year 2)
48.8%	80.2%	77.4%

East Lower School

- ✓ Increased Math & ELA Proficiency in Lower School – Level 2 

2014-2015 (Pre-EPO)	2015-2016 (EPO Year 1)	2016-2017 (EPO Year 2)
ELA: 13%	30%	29%
Math: 13%	24%	22%

- ✓ 100% (18/18) of Lower School scholars enrolled in Algebra I passed the Algebra I Regents in 2015-2016.

Family and Community Engagement

- 65% of lower school families attended at least one event during 2016-17
- 8th grade moving up day, was attended by nearly 60% of families



East Rising

- The number of **students playing at least one sport** has increased by 28%, from 347 in 2014-45 to 445 in 2016-17.
- We are the only high school in the city offering **Lacrosse**.
- We are the only high school in the city offering **Drivers' Education**. Over 120 East scholars have completed the course.
- Approximately 220 students are involved in **after school clubs**.
- 100 scholars are involved in **performing music**.



WHAT'S
NEXT?



Community School Focus

- Focus on Education
- Extended Hours / Expanded Learning Opportunities
- Family and Community Engagement
- Partnerships with Service-Providing Agencies
- Holistic, Continuous Approach to Student Success and Wellness
- Focus on Sustainability
- Climate of Growth and Development of Cognitive, Social-emotional, Physical Competencies



School #33 Partnership

Goal of the partnership is to create a true feeder pattern between School #33 and the East - Educational Partnership Organization (EPO), while building on the Community School Model.



Career Pathways

Career and Technical Education (CTE)

- **Culinary Arts**
- **Information Technology**
- **Medical**
- **Precision Optics**
- **Teaching and Learning Institute**
- **Vision Care**

Equity and Access Opportunities

- **8th Grade – Washington, D.C. Trip**
 - Utilizing Teaching and Learning Institute Scholars as “junior chaperones”
 - “Hands-on” learning incorporated into instructional program
- **Equi-center program** for students with disabilities
- **Arts Program** – Sharon Stiller donation
- **Vision-care program** –
 - [Video](#) offers an opportunity for teachers to become knowledgeable about the actions/behaviors scholars may exhibit in the classroom if they struggle visually.
- **Dental expansion** – Smile-mobile; on-site dental suite
- **Step to College** – Program to provide scholars with necessary skills to persist in college

CENTER FOR URBAN EDUCATION SUCCESS

The Warner School of Education at the University of Rochester

- The role of CUES
- CUES connection to East
- Potential for broader impact beyond East

<http://urcues.org/>



I Change Lives at EAST
What is Your Superpower?

I Change Lives at EAST
What is Your Superpower?

I Change Lives at EAST
What is Your Superpower?

BE ENAGIUS
INVOCATE FOR SELF
AND OTHERS
EAST
CHANGING LIVES WITH THE

I Change Lives at EAST
What is Your Superpower?

I Change Lives at EAST
What is Your Superpower?

I Change Lives at EAST
What is Your Superpower?

I Change Lives at EAST
What is Your Superpower?



GREAT THINGS

ARE HAPPENING HERE



Public Notice & CET Requirements

- Community Engagement Team must be able to review the plan and provide feedback and/or recommendations:
 - EAST EPO Plan– [Summary](#) or [Full Proposal](#)
- EPO must provide an avenue for feedback in writing and/or electronically
 - [Let's Talk!](#) Application
- Quarterly reports must be publicly available in the school district's offices and posted on the school district's website
 - www.rcsdk12.org/east